

ROBUS®

SURFACE FITTING

COMPACT LED ROUND

10W, IP65



PRODUCT INFORMATION DOCUMENT

FEATURES

- High efficiency Pro-diffuser allows maximum light transmission, provides low glare, creates even light distribution
- Utilises high quality long life SMD technology
- High efficacy of 78-89lm/W
- Wide operating ambient temperature range of -20°C to +35°C
- Suitable for switching by PIR, Microwave or Photocell
- Suitable for 24/7 use

CONSTRUCTION

- High impact (IK08) IP65 rated polycarbonate construction
- Prismatic diffuser



WARRANTY



LIFETIME



LUMENS PER W



IK RATING



IP RATING



OPERATING VOLTAGE



BEAMANGLE



CCT



SAFETY CLASS

Product Code:	RC100LEDN-01	RC100LEDNE-01
Comparable to:	28W 2D	28W 2D
Total Power (W):	11.4	12.5
Power Factor:	0.9	0.9
Total Light Output (lm):	1020	980
Total Emergency Light Output (lm):	NA	150
Efficacy (lm/cctW):	89	78
Lux at 1m (lux):	250	250
Emergency Lux at 1m (lux):	NA	40
CCT (K):	4000	4000
CRI:	80	80
IP:	65	65
Operation Temperature (°C):	-20 ≤ Ta ≤ +35	-10 ≤ Ta ≤ +35
Inrush Current:	6A/4.8us	6A/4.8us
RG Value:	0	0
SDCM:	6	6
P _{ST} LM:	NA	NA
SVM:	NA	NA
Energy Class:	D	D
Rated Life to L70B50 (Hrs):	50000	50000
Dimensions ØxH (mm):	284x87	284x87
Weight (kg):	1	1.3

Separate Control Gear Information		
Type of Light Source:	LED	LED
Full Load Efficiency (%):	77	75
P _{NET} (W):	NA	NA
Dimensions (mm):	127x35x22	124x79x25

Product is certified to all the relevant standards.

Please contact our technical department for market specific compliances.

PLEASE NOTE: INFORMATION IN THIS DOCUMENT MAY BE SUBJECT TO CHANGE WITHOUT PRIOR NOTICE

IRE: TEL: +353 1 709 9000
 UK: TEL: 0800 973 220
 AUS: TEL: +61 7 3890 5444
 NZ: TEL: +64 03 668 5285

WEB: ROBUS.COM
 WEB: ROBUS.COM
 WEB: ROBUS.COM.AU
 WEB: ROBUSLED.CO.NZ

LED GROUP EUROPE · UK · AUSTRALIA · NEW ZEALAND · ASIA · MIDDLE EAST · AFRICA

ROBUS®

SURFACE FITTING

COMPACT LED ROUND

10W, IP65

Cone Illuminance Diagram

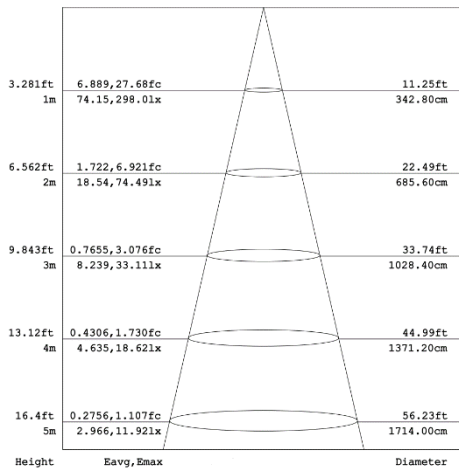
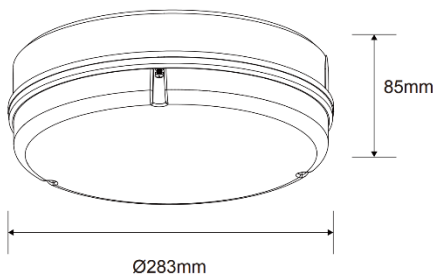


Diagram for RC100LEDN-01 in 4000K. Other diagrams available on request

Dimension Diagram



Sensor Data

Time Off Delay:	NA
Illuminance Switching Range:	NA
Sensitivity Range (%):	NA
Mounting Height (max):	NA
Detection Zone Diameter (max):	NA

Polar Intensity Diagram

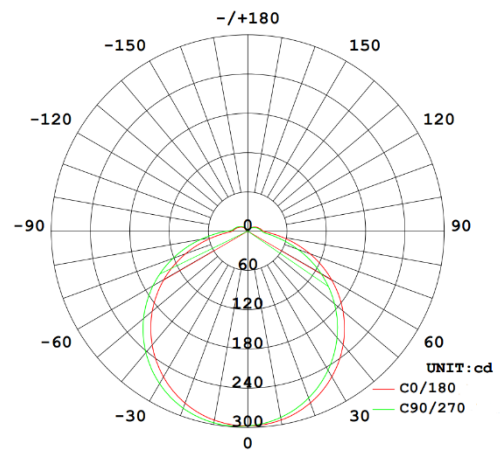


Diagram for RC100LEDN-01 in 4000K. Other diagrams available on request

Accessories

NA

PLEASE NOTE: INFORMATION IN THIS DOCUMENT MAY BE SUBJECT TO CHANGE WITHOUT PRIOR NOTICE

IRE: TEL: +353 1 709 9000
 UK: TEL: 0800 973 220
 AUS: TEL: +61 7 3890 5444
 NZ: TEL: +64 03 668 5285

WEB: ROBUS.COM
 WEB: ROBUS.COM
 WEB: ROBUS.COM.AU
 WEB: ROBUSLED.CO.NZ

LED GROUP EUROPE · UK · AUSTRALIA · NEW ZEALAND · ASIA · MIDDLE EAST · AFRICA